



MUGBERIA GANGADHAR MAHAVIDYALAYA

P.O.—BHUPATINAGAR, Dist.—PURBA MEDINIPUR, PIN.—721425, WEST BENGAL, INDIA

NAAC Re-Accredited B+Level Govt. aided College

CPE (Under UGC XII Plan) & NCTE Approved Institutions

DBT Star College Scheme Award Recipient

E-mail : mugberia_college@rediffmail.com // www.mugberiagangadharimahavidyalaya.ac.in

4.2.1: Library is automated with digital facilities using Integrated Library Management System (ILMS), adequate subscriptions to e-resources and journals are made. The library is optimally used by the faculty and students



Library - Book Purchase

Mugberia Gangadhar Mahavidyalaya
P.O.- Bhupatinagar : Dist.- Purba Medinipur

Statement of Library Books
purchased during 2022 - 2023 Financial Year
(01.04.2022 - 31.03.2023)



No. of books purchased during the period - 1320
Accession Numbers : From 27571 to 28890

Section	No. of Books
General Section	28890
U.G.C.(Old)	3883
H.S.Section (Old)	2316
Total Books	35089


Subject wise number of books accessioned :

Sl. No.	Subject	No. of books purchased
1	Bengali	296
2	English	0
3	Sanskrit	0
4	Philosophy	90
5	Pol. Science	0
6	History	177
7	Music	9
8	Phy. Education	192
9	Education	60
10	Economics	0
11	Geography	109
12	Nutrition	80
13	Mathematics	83
14	Physics	0
15	Chemistry	100
16	Comp. Science	0
17	Botany	30
18	Zoology	0
19	Physiology	0
20	Commerce	94
21	Statistics	0
22	Hotel Management	0
23	Library & Inf. Science	0
24	Envirnmental Studies	0
	TOTAL =	1320

Print Journals subscribed - 7

Beside these a huge number of e-books &
e-journals are accessed online through
INFLIBNET N-LIST programme of UGC.


Librarian
Librarian


Principal
Principal

Mugberia Gangadhar Mahavidyalaya Mugberia Gangadhar Mahavidyalaya

Mugberia Gangadhar Mahavidyalaya
P.O.- Bhupatinagar : Dist.- Purba Medinipur



Statement of Library Books
purchased during 2022 - 2023 Financial Year
(01.04.2022 - 31.03.2023)
No. of books purchased during the period - 1320
Accession Numbers : From 27571 to 28890

Subject wise number of books purchased /accessioned :

Sl. No.	Subject	No.of books purchased	Amount (Rs.)	Acc. No's From	Acc. No's To
1	Bengali	5	2200	27577	27581
		291	65005	28051	28341
		296	67205		
2	English	0	0	0	0
3	Sanskrit	0	0	0	0
4	Philosophy	90	25175	28501	28590
5	Pol. Science	0	0	0	0
6	History	6	2050	27571	27576
		21	5160	27786	27806
		150	52135	28351	28500
		177	59345		
7	Music	9	2960	28342	28350
8	Phy. Education	132	29260	27901	28032
		60	36719	28591	28650
		192	65979		
9	Education	60	12100	27726	27785
10	Economics	0	0	0	0
11	Geography	109	51149	27617	27725
12	Nutrition	80	48829	28781	28860
13	Mathematics	35	24575	27582	27616
		18	13305	28033	28050
		53	37880		
13A	Maths. (online purchase)	30	112784	28861	28890
		83	150664		
14	Physics	0	0	0	0
15	Chemistry	100	73862	28681	28780
16	Comp. Science	0	0	0	0
17	Botany	30	41006	28651	28680
18	Zoology	0	0	0	0
19	Physiology	0	0	0	0
20	Commerce	94	49505	27807	27900
21	Statistics	0	0	0	0
22	Hotel Management	0	0	0	0
23	Library & Inf. Science	0	0	0	0
24	Enviornmental Studies	0	0	0	0
	Total =	1320	534995		
13A	Maths. (online purchase)		112784		
	Gross Amount =		647779		
	Less discount @21%		112349		
	Total Amount Paid =		535430		

Print Journals subscribed - 6
Beside these a huge number of e-books &
e-journals are accessed online through
INFLIBNET N-LIST programme of UGC.

Samar
Librarian

Sankar
Principal

Mugberia Gangadhar Mahavidyalaya

Mugberia Gangadhar Mahavidyalaya

Mugberia Gangadhar Mahavidyalaya
P.O.- Bhupatinagar : Dist.- Purba Medinipur

Statistics of Library Books
purchased during 2021 - 2022 Academic Year
(01.07.2021 - 30.06.2022)

No. of books purchased during the period - 990

Accession Numbers : From 26581 to 27570

Section	No. of Books
General Section	27570
U.G.C.(Old)	3883
H.S.Section (Old)	2316
Total Books	33769

Subject wise number of books accessioned :

Sl. No.	Subject	No. of books purchased
1	Bengali	159
2	English	62
3	Sanskrit	214
4	Philosophy	0
5	Pol. Science	43
6	History	77
7	Music	12
8	Phy. Education	100
9	Education	80
10	Economics	0
11	Geography	0
12	Nutrition	72
13	Mathematics	28
14	Physics	0
15	Chemistry	0
16	Comp. Science	0
17	Botany	29
18	Zoology	25
19	Physiology	41
20	Commerce	48
21	Statistics	0
22	Hotel Management	0
23	Library & Inf. Science	0
24	Environmental Studies	0
	TOTAL =	990

Print Journals subscribed - 7

Beside these a huge number of e-books &
e-journals are accessed online through
INFLIBNET N-LIST programme of UGC.


Librarian


Principal

Librarian
Mugberia Gangadhar Mahavidyalaya

Principal
Mugberia Gangadhar Mahavidyalaya



Mugberia Gangadhar Mahavidyalaya
P.O.- Bhupatinagar : Dist.- Purba Medinipur

Statistics of Library Books
purchased during 2021 - 2022 Academic Year
(01.07.2021 - 30.06.2022)

No. of books purchased during the period - 990
Accession Numbers : From 26581 to 27570

Subject wise number of books purchased /accessioned :

Sl. No.	Subject	No.of books purchased	Amount (Rs.)	Acc. No's From	Acc. No's To
1	Bengali	159	44012	26581	26739
2	English	20	4400	27091	27110
		42	17314	27469	27510
		62	21714		
3	Sanskrit	154	37500	26791	26944
		60	17235	27361	27420
		214	54735		
4	Philosophy	0	0	0	0
5	Pol. Science	43	16440	27252	27294
6	History	51	19570	26740	26790
		26	17504	27335	27360
		77	37074		
7	Music	12	4710	27295	27306
8	Phy. Education	66	18465	26945	27010
		34	18755	27511	27544
		100	37220		
9	Education	80	14500	27011	27090
10	Economics	0	0	0	0
11	Geography	0	0	0	0
12	Nutrition	46	35245	27206	27251
		26	14826	27545	27570
		72	50071		
13	Mathematics	28	56690	27307	27334
14	Physics	0	0	0	0
15	Chemistry	0	0	0	0
16	Comp. Science	0	0	0	0
17	Botany	29	22554	27136	27164
18	Zoology	25	8550	27111	27135
19	Physiology	41	23550	27165	27205
20	Commerce	48	25361	27421	27468
21	Statistics	0	0	0	0
22	Hotel Management	0	0	0	0
23	Library & Inf. Science	0	0	0	0
24	Environmental Studies	0	0	0	0
	TOTAL =	990	417181		
	Less discount @22%		91780		
	TOTAL AMOUNT PAID =		325401		

Print Journals subscribed - 7
Beside these a huge number of e-books &
e-journals are accessed online through
INFLIBNET N-LIST programme of UGC.

S. S. S. S.
Librarian

S. S. S. S.
Principal

Librarian
Mugberia Gangadhar Mahavidyalaya

Principal
Mugberia Gangadhar Mahavidyalaya



Mugberia Gangadhar Mahavidyalaya
P.O.- Bhupatinagar : Dist.- Purba Medinipur

Statement of Library Books
purchased during 2020 - 2021 Financial Year
(01.04.2020 - 31.03.2021)



No. of books purchased during the period - 1140
Accession Numbers : From 25441 to 26580

Section	No. of Books
General Section	26580
U.G.C. (Old)	3883
H.S. Section (Old)	2316
Total Books	32779

Subject wise number of books accessioned :

Sl. No.	Subject	No. of books purchased
1	Bengali	364
2	English	13
3	Sanskrit	0
4	Philosophy	144
5	Pol. Science	2
6	History	9
7	Music	0
8	Phy. Education	8
9	Education	10
10	Economics	9
11	Geography	118
12	Nutrition	39
13	Mathematics	111
14	Physics	86
15	Chemistry	99
16	Comp. Science	0
17	Botany	25
18	Zoology	86
19	Physiology	10
20	Commerce	7
21	Statistics	0
22	Hotel Management	0
23	Library & Inf. Science	0
24	Environmental Studies	0
	TOTAL =	1140

Print Journals subscribed - 7
Beside these a huge number of e-books &
e-journals are accessed online through
INFLIBNET N-LIST programme of UGC.

Sanmal
Librarian

2005/1002
Principal

Mugberia Gangadhar Mahavidyalaya

Mugberia Gangadhar Mahavidyalaya

Mugberia Gangadhar Mahavidyalaya
P.O.- Bhupatinagar : Dist.- Purba Medinipur

Statement of Library Books
purchased during 2020 - 2021 Financial Year
(01.04.2020 - 31.03.2021)



No. of books purchased during the period - 1140
Accession Numbers : From 25441 to 26580

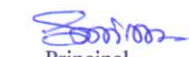
Subject wise number of books purchased /accessioned :

Sl. No.	Subject	No. of books purchased	Amount (Rs.)	Acc. No's From	Acc. No's To
1	Bengali	2	810	25450	25451
		362	77615	25869	26230
		364	78425	0	0
2	English	13	6739	26511	26523
3	Sanskrit	0	0	0	0
4	Philosophy	144	29140	26231	26374
5	Pol. Science	2	900	26524	26525
6	History	9	4275	25441	25449
7	Music	0	0	0	0
8	Phy. Education	8	3976	26385	26392
9	Education	10	1000	26375	26384
10	Economics	9	2895	26533	26541
11	Geography	118	42394	26393	26510
12	Nutrition	39	29712	26542	26580
13	Mathematics	96	46857	25452	25547
		15	3425	25700	25714
		111	50282		
14	Physics	86	41934	25715	25800
15	Chemistry	66	35057	25548	25613
		33	19200	25836	25868
		99	54257	0	0
16	Comp. Science	0	0	0	0
17	Botany	25	11225	25801	25825
18	Zoology	86	112180	25614	25699
19	Physiology	10	3700	25826	25835
20	Commerce	7	3950	26526	26532
21	Statistics	0	0	0	0
22	Hotel Management	0	0	0	0
23	Library & Inf. Science	0	0	0	0
24	Environmental Studies	0	0	0	0
	TOTAL =	1125	473559		
	Less discount @22%		104183		
	TOTAL AMOUNT PAID =		369376		

Print Journals subscribed - 7
Beside these a huge number of e-books &
e-journals are accessed online through
INFLIBNET N-LIST programme of UGC.


Librarian
Librarian

Mugberia Gangadhar Mahavidyalaya


Principal
Principal

Mugberia Gangadhar Mahavidyalaya

Mugberia Gangadhar Mahavidyalaya
P.O.- Bhupatinagar : Dist.- Purba Medinipur
Central Library



Statement of books - Subject wise & F.Y. Wise
purchased during 2019 - 2020 Financial Year
(01.04.2019 - 31.03.2020)

No. of books purchased during the period - 810
Accession Numbers : From 24631 to 25440

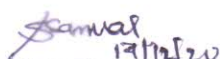
Sl. No.	Section	No. of Books
1	General Section	25440
2	U.G.C.(Old)	3883
3	H.S.Section (Old)	2316
	Total Books	31639


Subject wise number of books accessioned :

Sl. No.	Subject	No. of books purchased
1	Bengali	301
2	English	121
3	Sanskrit	10
4	Philosophy	0
5	Pol. Sc. & Human Rights	0
6	History	22
7	Music	0
8	Physical Education	110
9	Education	4
10	Economics	0
11	Geography	0
12	Nutrition	0
13	Mathematics	84
14	Physics	76
15	Chemistry	20
16	Comp. Science	0
17	Botany	0
18	Zoology	13
19	Physiology	0
20	Commerce	49
21	Statistics	0
22	Hotel Management	0
23	Food Processing	0
24	Library & Inf. Science	0
25	Environmental Science	0
	TOTAL =	810

Print Journals subscribed - 6

Beside these a huge number of e-books &
e-journals are accessed online through
INFLIBNET N-LIST programme of UGC.


Librarian


Principal

Principal

Librarian
Mugberia Gangadhar Mahavidyalaya

Mugberia Gangadhar Mahavidyalaya

Mugheria Gangadhar Mahavidyalaya
P.O. - Bhupatinagar Dist. - Purba Medinipur
Central Library



Statement of books - Subject wise & F.Y. Wise
purchased during 2019 - 2020 Financial Year
(01.04.2019 - 31.03.2020)

No. of books purchased during the period - 810

Accession Numbers From 24631 to 25440

Subject wise number of books purchased /accessioned

Sl. No.	Subject	No. of books purchased	Amount (Rs.)	Acc. No's From	Acc. No's To
1	Bengali	4	900	24907	24910
		22	2,400	25059	25080
		30	9,300	25081	25110
		30	10,350	25111	25140
		30	8,740	24141	24170
		30	6,725	25171	25200
		30	7,800	25201	25230
		30	7,380	25231	25260
		30	8,010	25261	25290
		30	6,390	25291	25320
		30	5,750	25321	25350
		5	300	25351	25355
		301	74,045		
2	English	30	7,625	24631	24660
		11	1,760	24661	24671
		24	5,175	24967	24990
		1	1,495	24991	24991
		7	2,340	25374	25380
		30	10,883	25381	25410
		18	3,502	25411	25428
		121	32,780		
3	Sanskrit	4	820	24915	24918
		6	1,300	25366	25371
		10	2,120		
4	Philosophy	0	-	0	0
5	Pol. Sc. & Human Rights	0	-	0	0
6	History	12	5,550	24919	24930
		10	3,500	25429	25438
		22	9,050		
7	Music	0	-	0	0
8	Physical Education	19	4,250	24672	24690
		30	5,000	24691	24720
		25	3,780	24721	24745
		30	4,550	24931	24960
		6	840	24961	24966
		110	18,420		
9	Education	4	1,600	24911	24914
10	Economics	0	-	0	0
11	Geography	0	-	0	0
12	Nutrition	0	-	0	0
13	Mathematics	5	3,595	24902	24906
		29	12,818	24992	25020
		30	16,661	25021	25050
		8	2,680	25051	25058
		10	5,990	25356	25365
		2	-	25439	25440
		84	41,744		
14	Physics	2	1,410	24779	24780
		30	17,898	24781	24810
		30	21,932	24811	24840
		14	7,978	24841	24854
		76	49,218		
15	Chemistry	5	4,935	24746	24750
		15	5,475	24751	24765
		20	10,410		
16	Comp. Science	0	-	0	0
17	Botany	0	-	0	0
18	Zoology	13	16,364	24766	24778
19	Physiology	0	-	0	0
20	Commerce	16	8,505	24855	24870
		30	7,270	24871	24900
		1	200	24901	24901
		2	1,285	25372	25373
		49	17,260		
21	Statistics	0	-	0	0
22	Hotel Management	0	-	0	0
23	Food Processing	0	-	0	0
24	Library & Inf. Science	0	-	0	0
25	Environmental Science	0	-	0	0
	TOTAL =	810	2,73,011		
	Less discount @22%		60,062		
	TOTAL AMOUNT PAID =		2,12,949		

Print Journals subscribed - 6
Beside these a huge number of e-books &
e-journals are accessed online through
INFLIBNET N-LIST programme of UGC.

Sannal
Librarian 14/12/20

Sannal
Principal

Librarian

Principal

Mugheria Gangadhar Mahavidyalaya

Mugheria Gangadhar Mahavidyalaya

Mugberia Gangadhar Mahavidyalaya
P.O.- Bhupatinagar : Dist.- Purba Medinipur

Statistics of Library Books
purchased during 2018 - 2019 Financial Year
(01.04.2018 - 31.03.2019)

No. of books purchased during the period - 870
Accession Numbers : From 23761 to 24630



Section	No. of Books
General Section	24630
U.G.C. (Old)	3883
H.S. Section (Old)	2316
Total Books	30829

Subject wise number of books accessioned :

Sl. No.	Subject	No. of books purchased
1	Bengali	208
2	English	27
3	Sanskrit	27
4	Philosophy	0
5	Pol. Science	0
6	History	37
7	Music	6
8	Phy. Education	0
9	Education	31
10	Economics	0
11	Geography	101
12	Nutrition	4
13	Mathematics	202
14	Physics	31
15	Chemistry	12
16	Comp. Science	0
17	Botany	14
18	Zoology	57
19	Physiology	5
20	Commerce	15
21	Statistics	0
22	Hotel Management	3
23	Library & Inf. Science	20
24	Environmental Studies	70
	TOTAL =	870

Print Journals subscribed - 7

Beside these a huge number of e-books &
e-journals are accessed online through
INFLIBNET N-LIST programme of UGC.



Librarian
Librarian



Principal
Principal

Mugberia Gangadhar Mahavidyalaya
P.O.- Bhupatinagar : Dist.- Purba Medinipur

Statistics of Library Books
purchased during 2018 - 2019 Financial Year
(01.04.2018 - 31.03.2019)


No. of books purchased during the period - 870
Accession Numbers : From 23761 to 24630


Subject wise number of books purchased /accessioned :



Sl. No.	Subject	No. of books purchased	Amount (Rs.)	Acc. No's From	Acc. No's To
1	Bengali	37	4450	24005	24041
		171	18355	24430	24600
		208	22805		
2	English	15	2740	24042	24056
		12	2907	24235	24246
		27	5647		
3	Sanskrit	27	3700	24057	24083
4	Philosophy	0	0	0	0
5	Pol. Sc. & Human Rights	0	0	0	0
6	History	37	12750	23968	24004
7	Music	6	1250	23962	23967
8	Phy. Education	0	0	0	0
9	Education	31	3600	24189	24219
10	Economics	0	0	0	0
11	Geography	101	35363	24284	24384
12	Nutrition	4	29540	23948	23951
13	Mathematics	187	70475	23761	23947
		15	37464	24385	24399
		202	107939		
14	Physics	31	14570	24143	24173
15	Chemistry	5	1500	24174	24178
		7	3600	24403	24409
		12	5100		
16	Comp. Science	0	0	0	0
17	Botany	11	4470	24084	24094
		3	6389	24247	24249
		14	10859		
18	Zoology	48	30023	24095	24142
		9	12265	24250	24258
		57	42288		
19	Physiology	5	2750	24179	24183
20	Commerce	15	3800	24220	24234
21	Statistics	0	0	0	0
22	Hotel Management	3	1360	24400	24402
23	Food Processing	20	14208	24410	24429
24	Library & Inf. Science	0	0	0	0
25	Environmental Studies	10	2550	23952	23961
		5	650	24184	24188
		25	7000	24259	24283
		30	7500	24601	24630
		70	17700		
	TOTAL =	870	335229		
	Less discount @22%		73750		
	TOTAL AMOUNT PAID =		261479		

Print Journals subscribed - 7
Beside these a huge number of e-books &
e-journals are accessed online through
INFLIBNET N-LIST programme of UGC.


Librarian
Librarian


Principal
Principal

Mugberia Gangadhar Mahavidyalaya

Mugberia Gangadhar Mahavidyalaya